

# Pellet market trends in Europe

EXPOBIOMASA technical conference:  
Mercado de pellets en España. Claves y expectativas

11 May 2023 | Valladolid, Spain

Manolis Karampinis  
Bioenergy Europe, Business Development &  
Membership Director | EPC Manager

**Bioenergy**  
EUROPE

#bepartofbioenergy



1. ABOUT BIOENERGY EUROPE & THE EUROPEAN PELLET COUNCIL
2. UPDATES ON EUROPEAN PELLET MARKETS
3. UPDATES ON ENPLUS® CERTIFICATION SCHEME
4. CONCLUDING REMARKS

# About Us



**Common voice** of European bioenergy since 1990



Unites **40+** national associations and around 150 companies



**Hosting the European Pellet Council (EPC)**



**Quality & Sustainability Certifications**

**Bioenergy**  
**EUROPE**

## Our Services:



**EU Policy Monitoring & Influence**



**Market Data**



**Visibility**



**Networking**



**Free & Discounted Events**

# Our Working Groups

## Members Only

### Domestic Heating

Next Date: 27<sup>th</sup> September 2023

Promotes biomass in the domestic heating sector and discusses building regulations, air emissions and stove & boilers certifications.

### Pellets

Next Date: TBC

Discusses common issues and opportunities regarding the development of the European pellet market (residential, commercial, industrial) and proposes actions to overcome current barriers.

### Agro-biomass

Next Date: 30<sup>st</sup> May 2023

Promotes underutilized biomass feedstocks (e.g. residues from agriculture, dedicated perennial lignocellulosic crops) through ad hoc policies.

### Wood Supply

Next Date: 23<sup>rd</sup> May 2023

Provides with active exchanges of data, market trends and news in legislation.

### Competitiveness

Next Date: TBC

Provides updates on key existing and emerging policy topics determining the competitiveness of bioenergy sector within the EU (e.g. carbon tax, state aid)

### Sustainability

Next Date: 14<sup>th</sup> June 2023

Monitors climate and energy legislation impacting the European bioenergy sector and advocates for an efficient EU sustainability policy for biomass for heating and electricity production.

### Carbon Dioxide Removals

Next Date: TBC

Establishes an interactive forum to explore policy options for the creation of negative emission certificates and incentives within EU energy and climate policies.

### Task Force National Advocacy

Next Date: TBC

Provides regular updates for national associations on relevant EU policies and enhances cooperation between EU and national levels.





## REPORT PELLETS



Every year, our members are provided with unique new statistics and findings on 7 specific sectors of bioenergy, namely:



**Bioelectricity**



**Biogas**



**Biofuels for Transport**




**Bioheat**



**Pellets**



**Biomass Supply**



**Bioenergy Landscape**

- Bioenergy Europe's Network
- Created in 2010
- Members: national pellet associations



**EUROPEAN PELLET  
COUNCIL**

A NETWORK OF  
BIOENERGY EUROPE

## Mission

- Quality - ENplus® Management
- Lobbying
- Promotion
- Market information
- Networking

### EPC Members



# European Bioenergy Future

28 - 30 November 2023  
Brussels, Belgium

» Save the Date!



Hosted by:

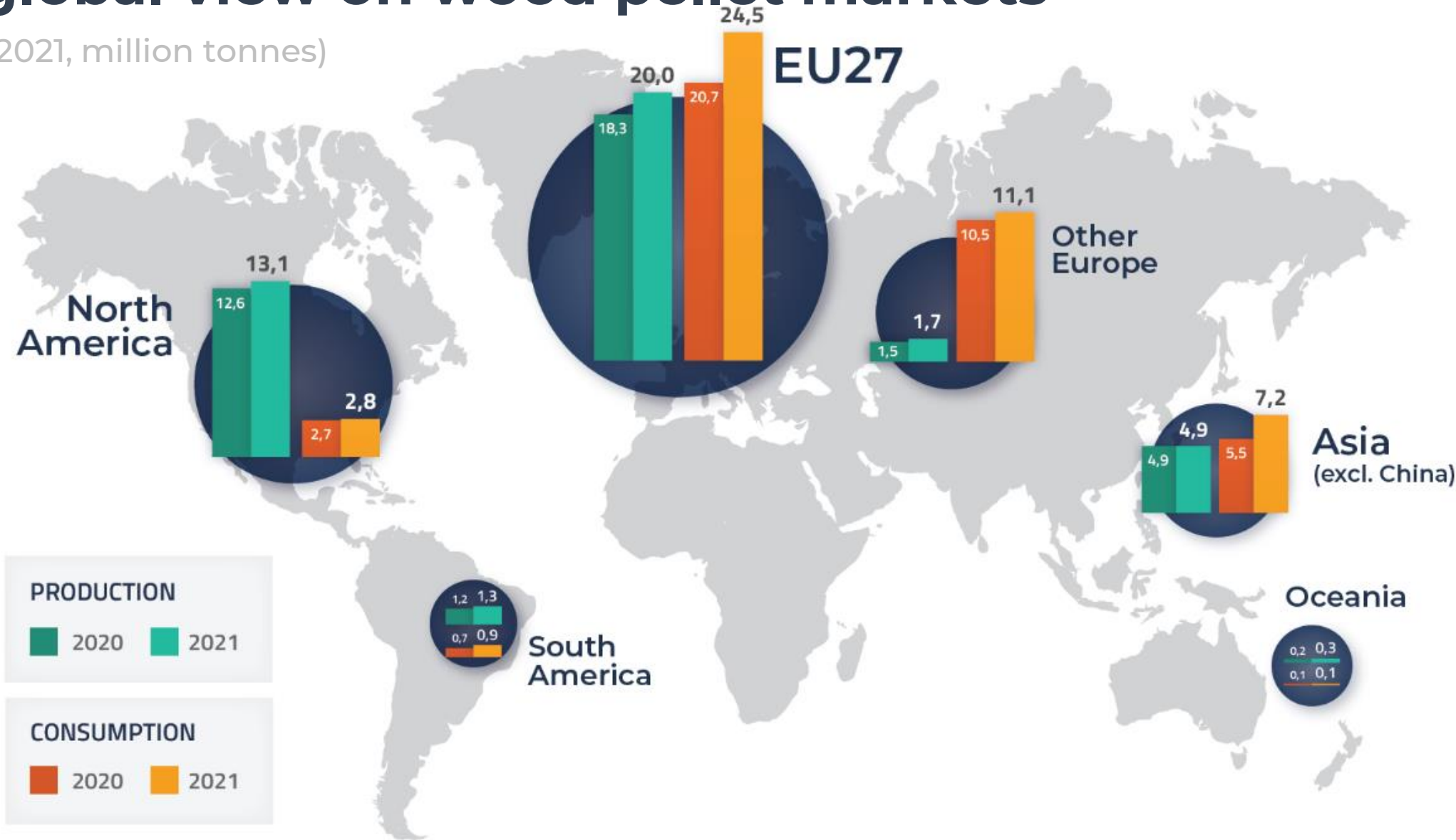


1. ABOUT BIOENERGY EUROPE & THE EUROPEAN PELLET COUNCIL
2. UPDATES ON EUROPEAN PELLET MARKETS
3. UPDATES ON ENPLUS® CERTIFICATION SCHEME
4. CONCLUDING REMARKS



# The global view on wood pellet markets

(in 2020/2021, million tonnes)

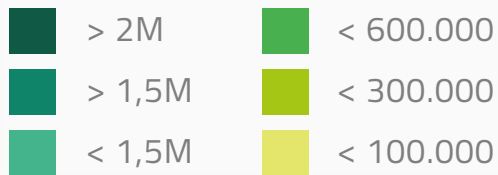


Source: Bioenergy Europe, Hawkins Wright

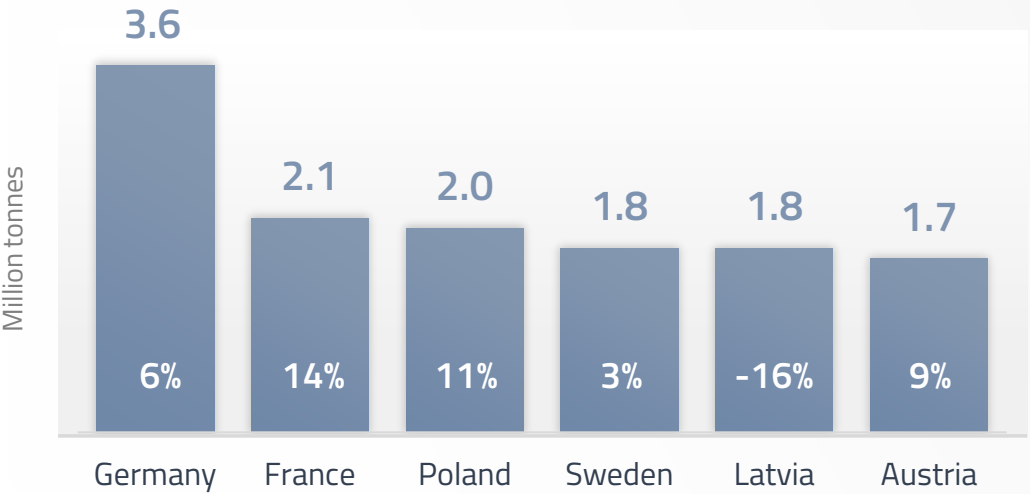
# European Wood Pellet Production

(in 2022, tonnes, %) Source: EPC Survey 2023

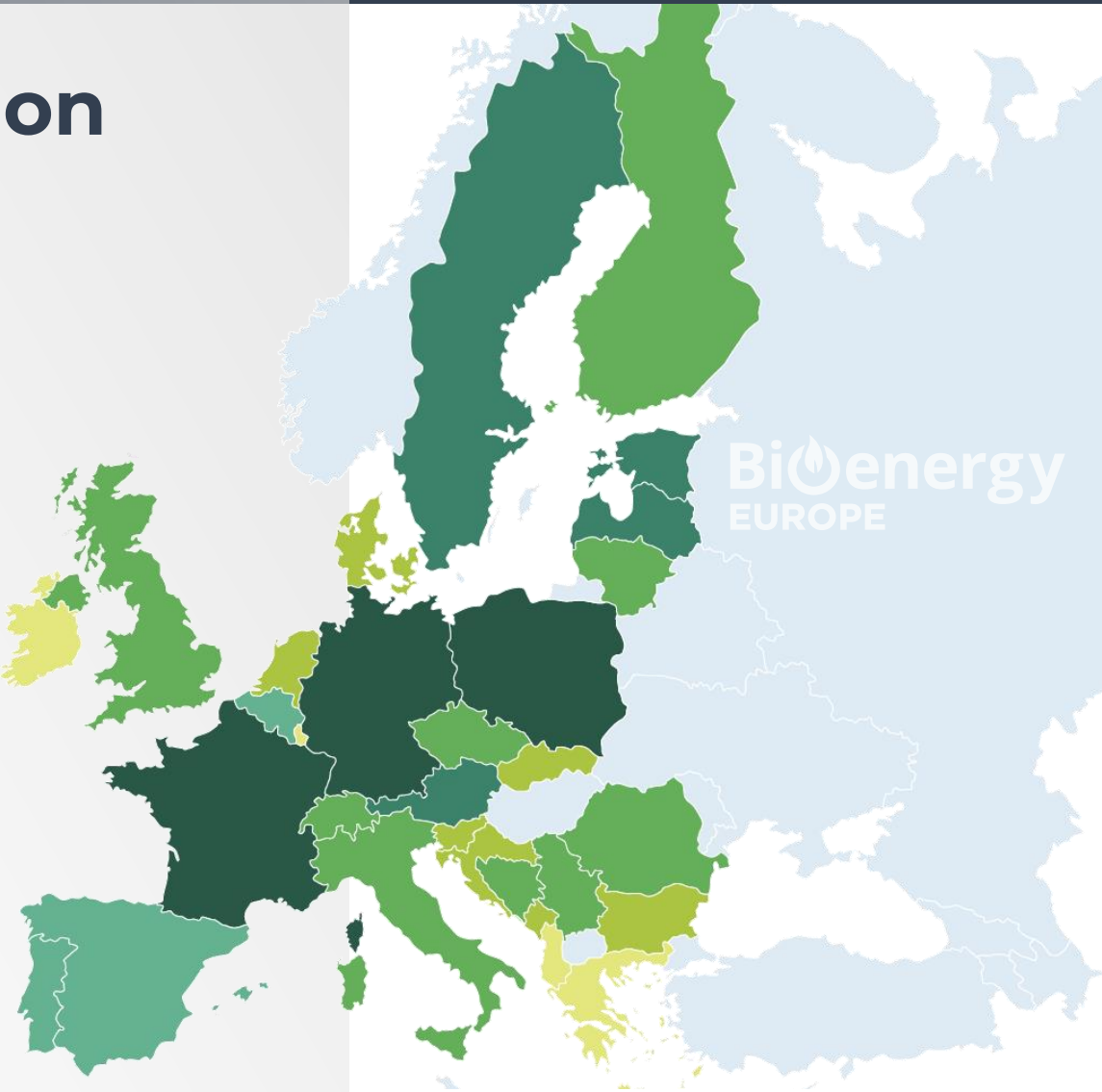
## Actual Production (tonnes/year)



## Production in top 5 European countries in 2022



Annual growth (%)  
2021-2022



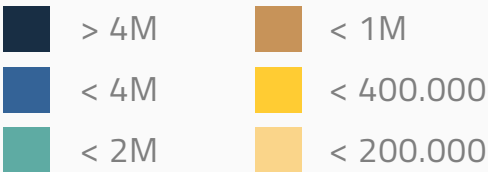
Bienergy  
EUROPE



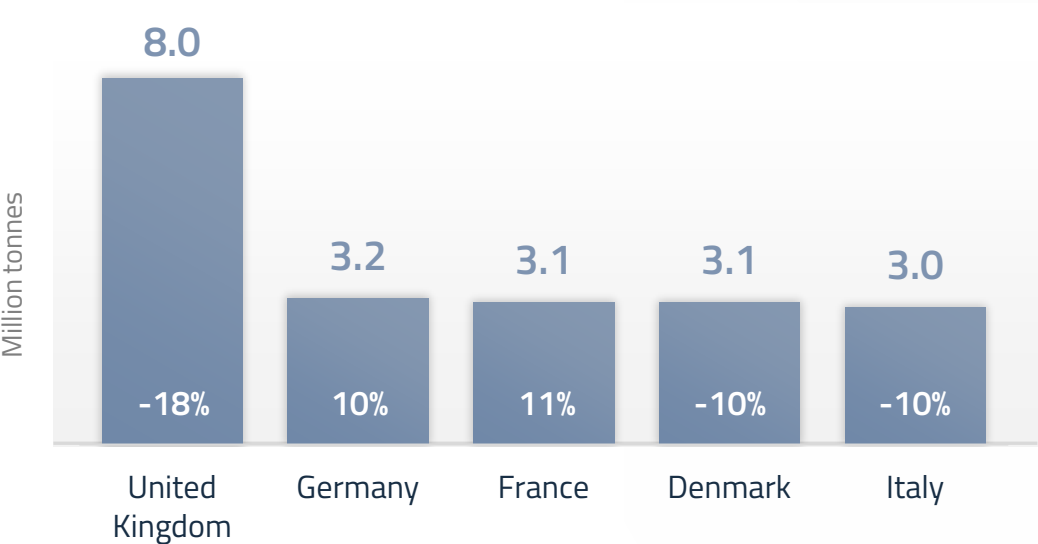
# European Wood Pellet Consumption

(in 2022, tonnes, %) Source: EPC Survey 2023, Hawkins Wright

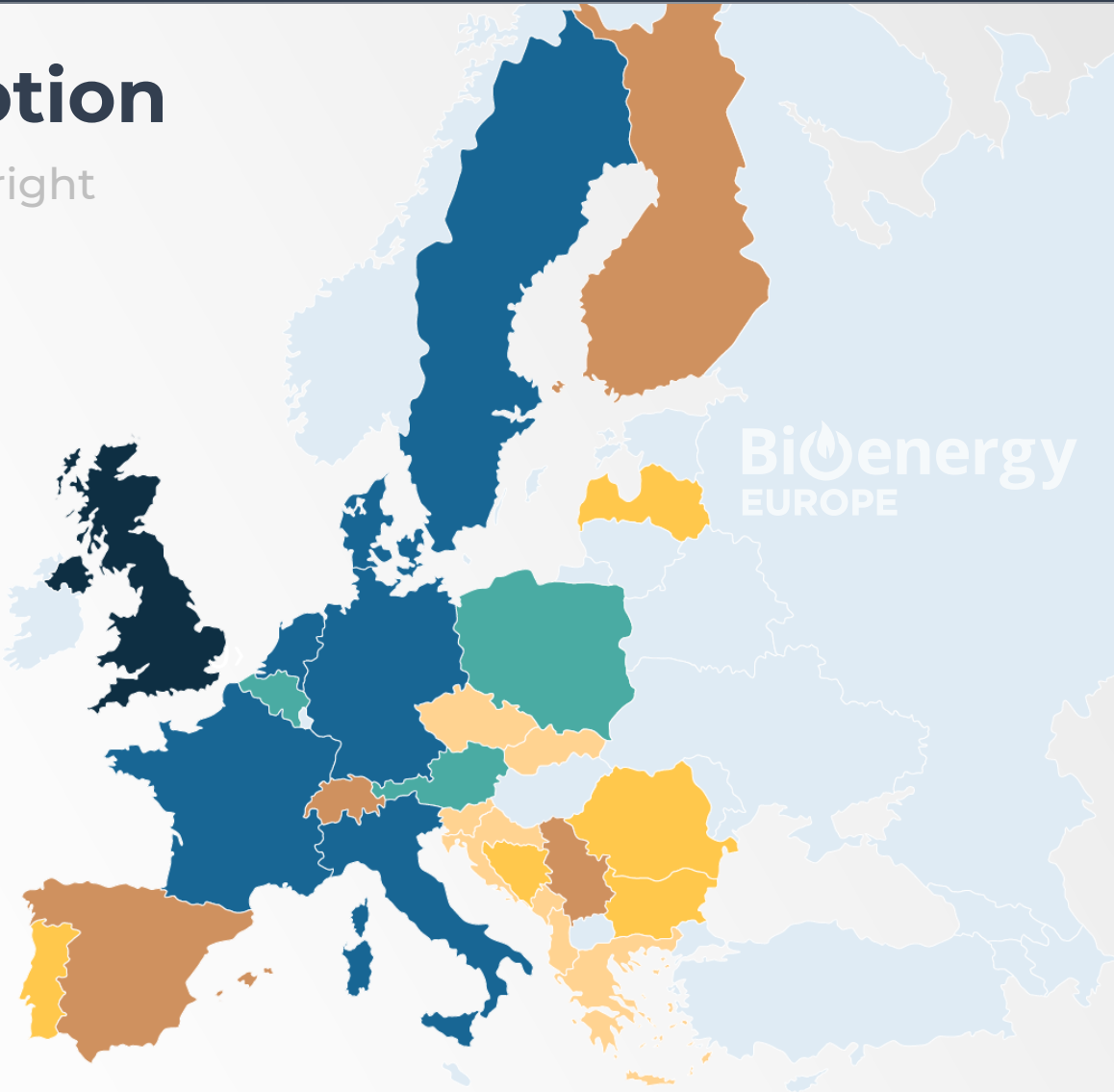
## Actual Consumption (tonnes/year)



## Consumption in top 5 European countries in 2022



Annual growth (%)  
2021-2022



Bienergy  
EUROPE



BIOENERGY EUROPE  
STATISTICAL  
REPORT  
2023



EUROPEAN PELLET  
COUNCIL  
A NETWORK OF  
BIOENERGY EUROPE

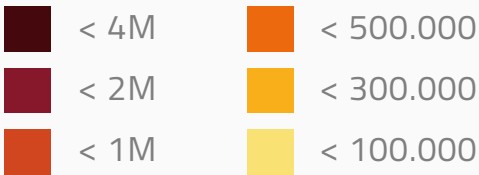
Provisional data for 2023; final  
numbers will be reported in Autumn.



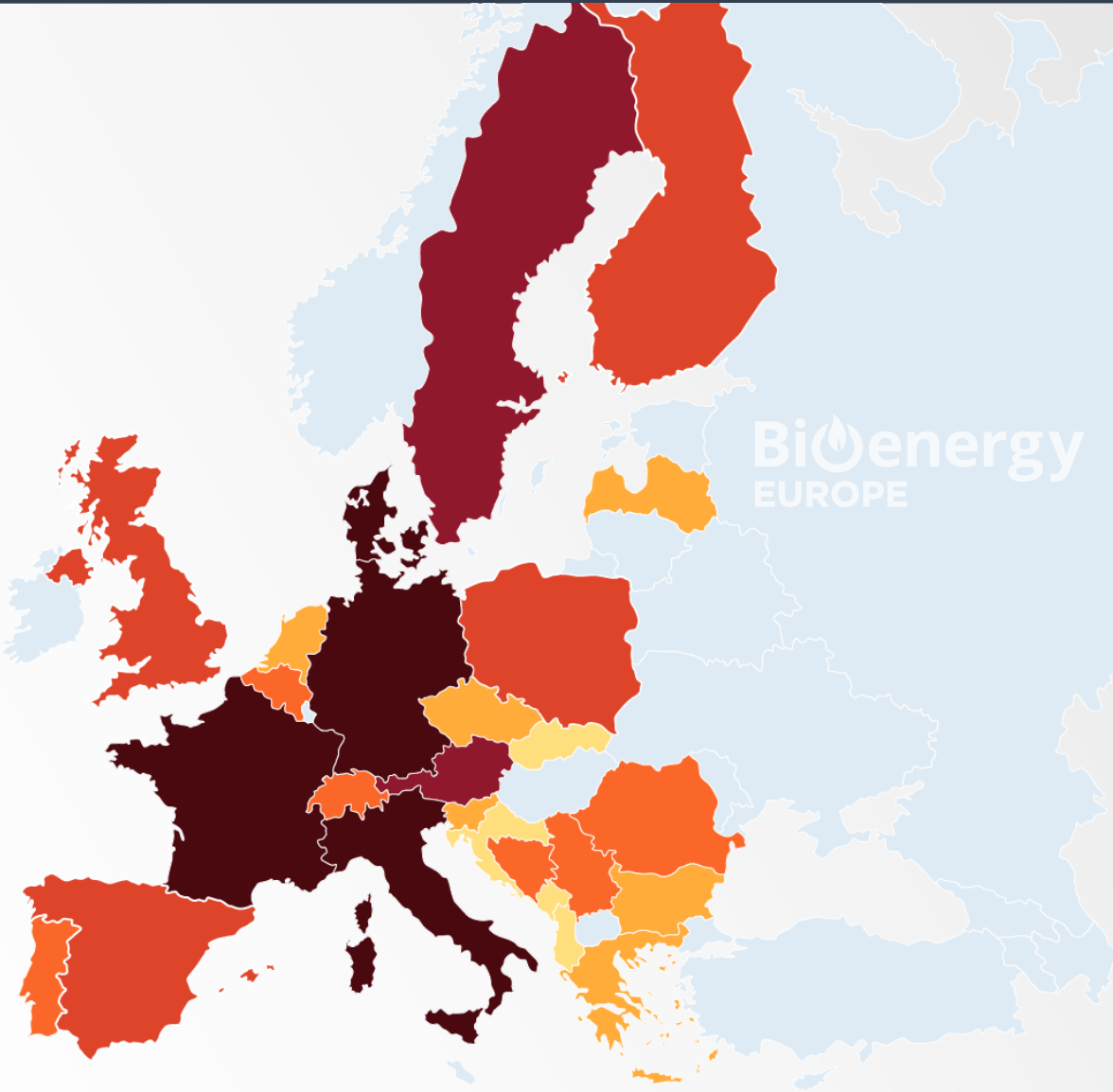
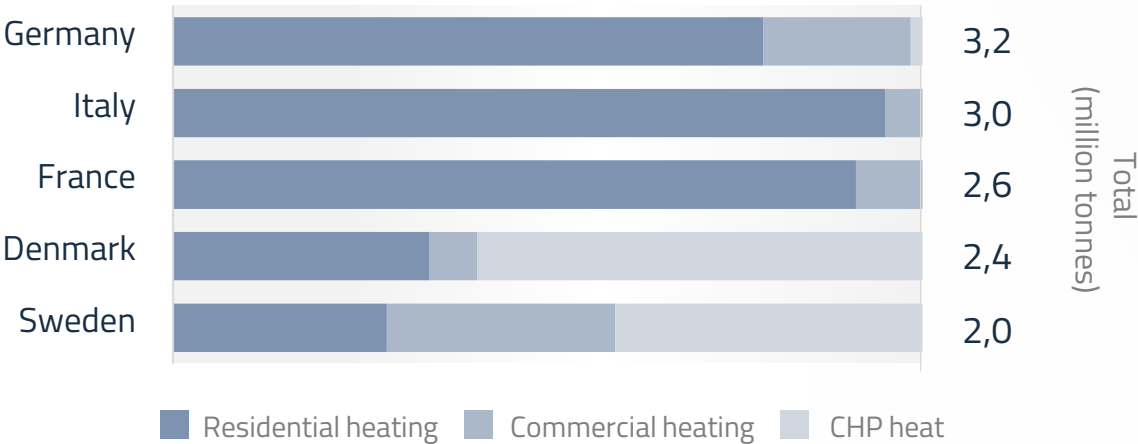
# European Wood Pellet Consumption for Heat

(in 2022, tonnes, %) Source: EPC Survey 2023

Actual Consumption (tonnes/year)



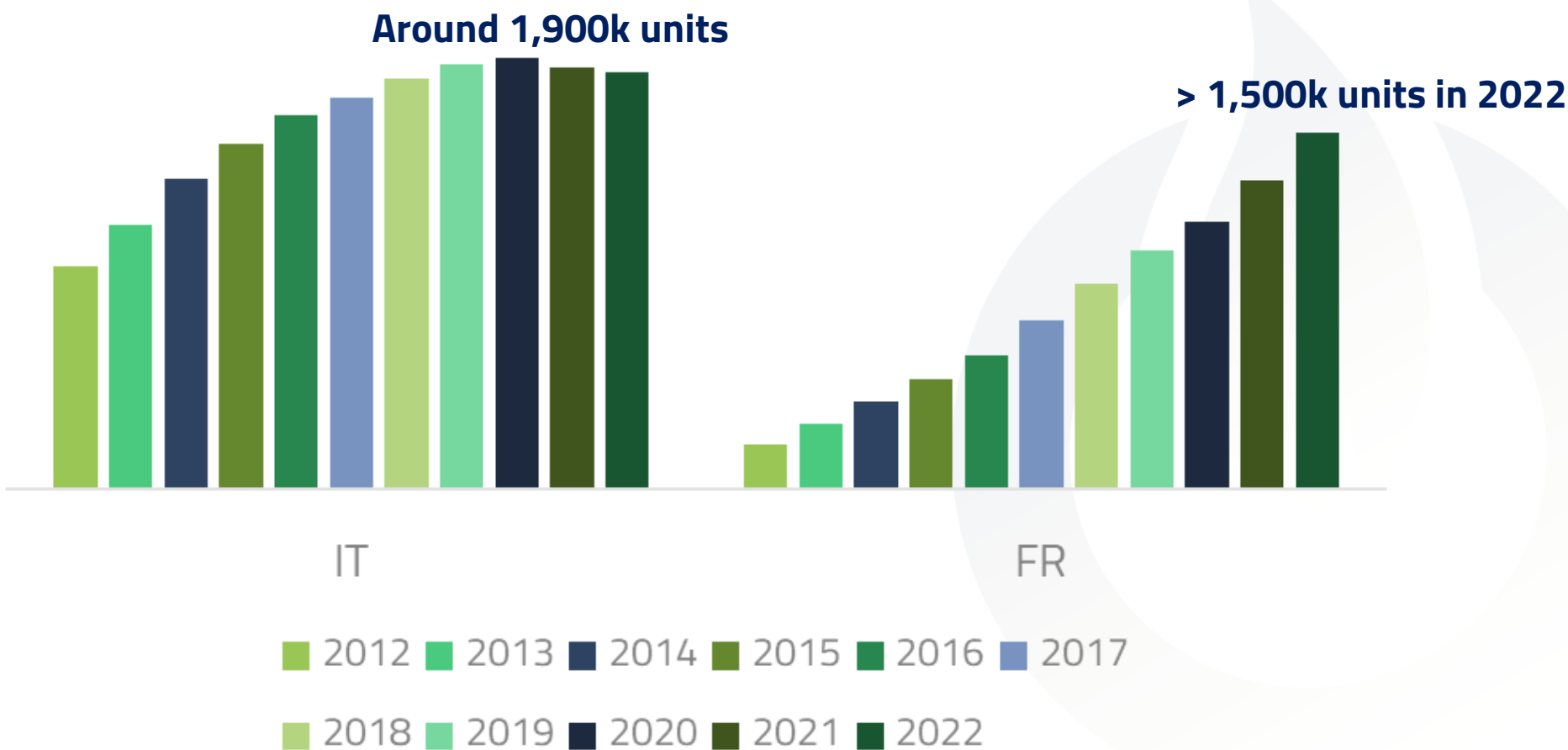
Consumption in top 5 European countries in 2022







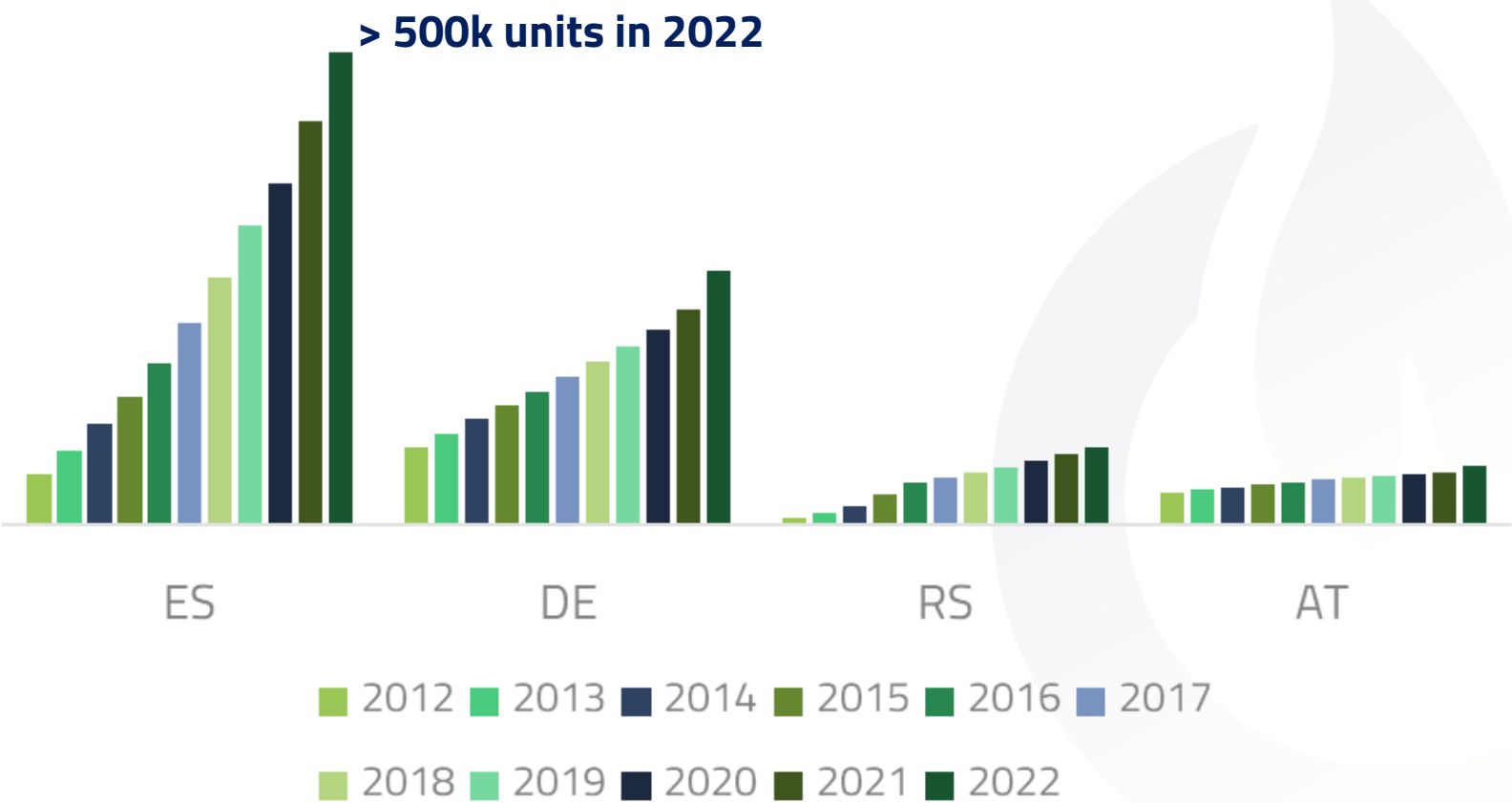
Evolution of the installed stock of pellet stoves in some major European markets (N° of units)



Source: Bioenergy Europe, EPC survey  
Note: The country represented on the chart are the ones where a contributor answered the survey.




Evolution of the installed stock of pellet stoves in some major European markets (N° of units)

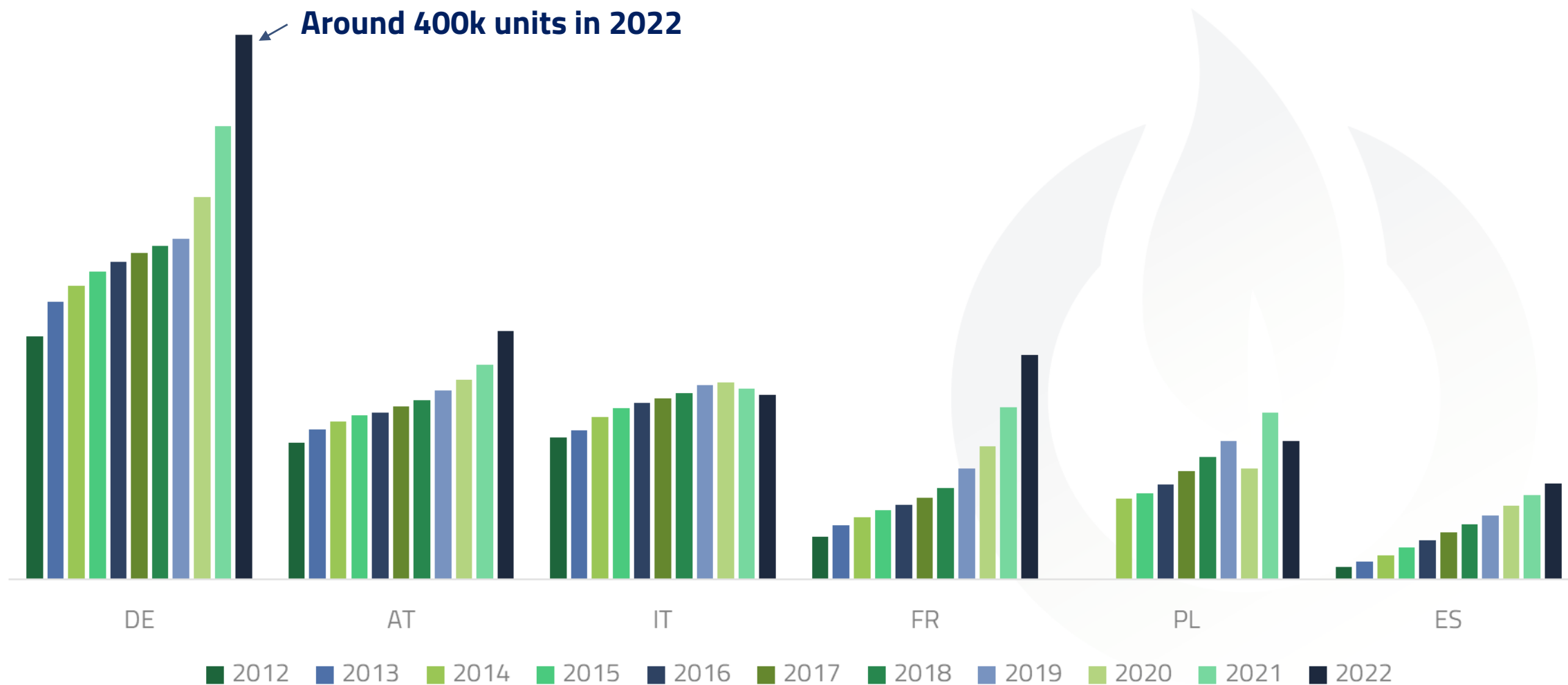


Source: Bioenergy Europe, EPC survey  
Note: The country represented on the chart are the ones where a contributor answered the survey.

## PELLET APPLIANCES



Evolution of the installed stock of boilers in some major EU markets (N° of units)

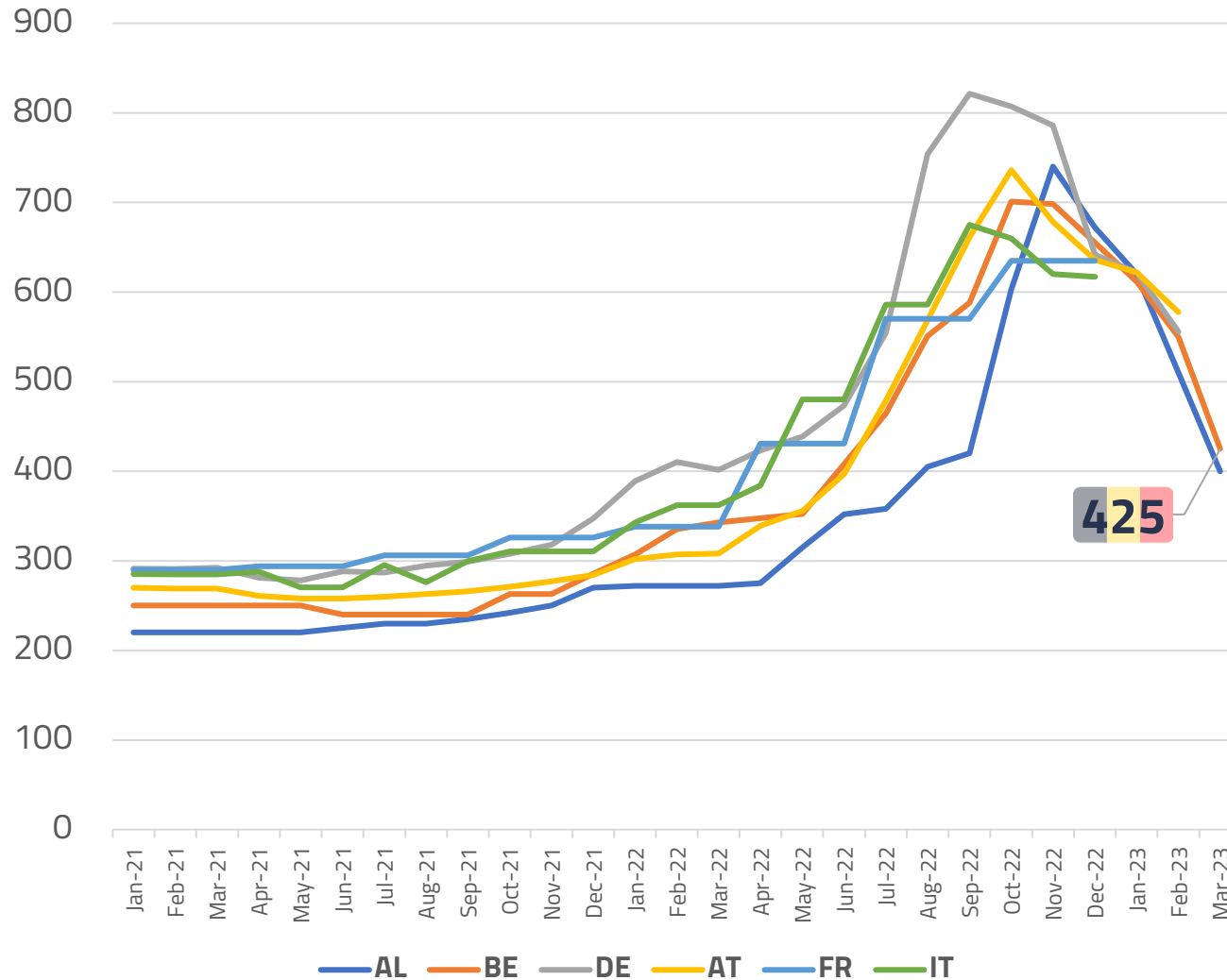


Source: Bioenergy Europe, EPC survey  
Note: The country represented on the chart are the ones where a contributor answered the survey.

# PELLET PRICES



Evolution of the bagged pellet prices in some European markets, January 2021 – February 2023 (€/ton, retail, VAT incl.)



	Highest price point (€/ton)	Corresponding month
DE	821	September
AL	740	November
AT	736	October
BE	701	October
IT	675	September
FR	635	October

March 2023 price levels : **400-450€/ton** retail

- Historical average (pre-2019) is around 280€/ton
- 45-60% increase in the price compared to historical values

Recent **VAT reductions** in ES, IT, PT

Source: Bioenergy Europe, EPC survey

Note: The country represented on the chart are the ones where a contributor answered the survey.



1. ABOUT BIOENERGY EUROPE & THE EUROPEAN PELLET COUNCIL
2. UPDATES ON EUROPEAN PELLET MARKETS
3. UPDATES ON ENPLUS® CERTIFICATION SCHEME
3. CONCLUDING REMARKS

# ■ Management

- Initially established by DEPI in Germany in 2010
- Today managed by **European Pellet Council** (network of Bioenergy Europe)
- Local management by **National Licensers** in 12 countries
- Supported by **National Promoting Associations** in 2 countries
- **Conformity assessment bodies** involved in the certification process: Certification, Inspection and Testing Bodies



# ■ Key characteristics

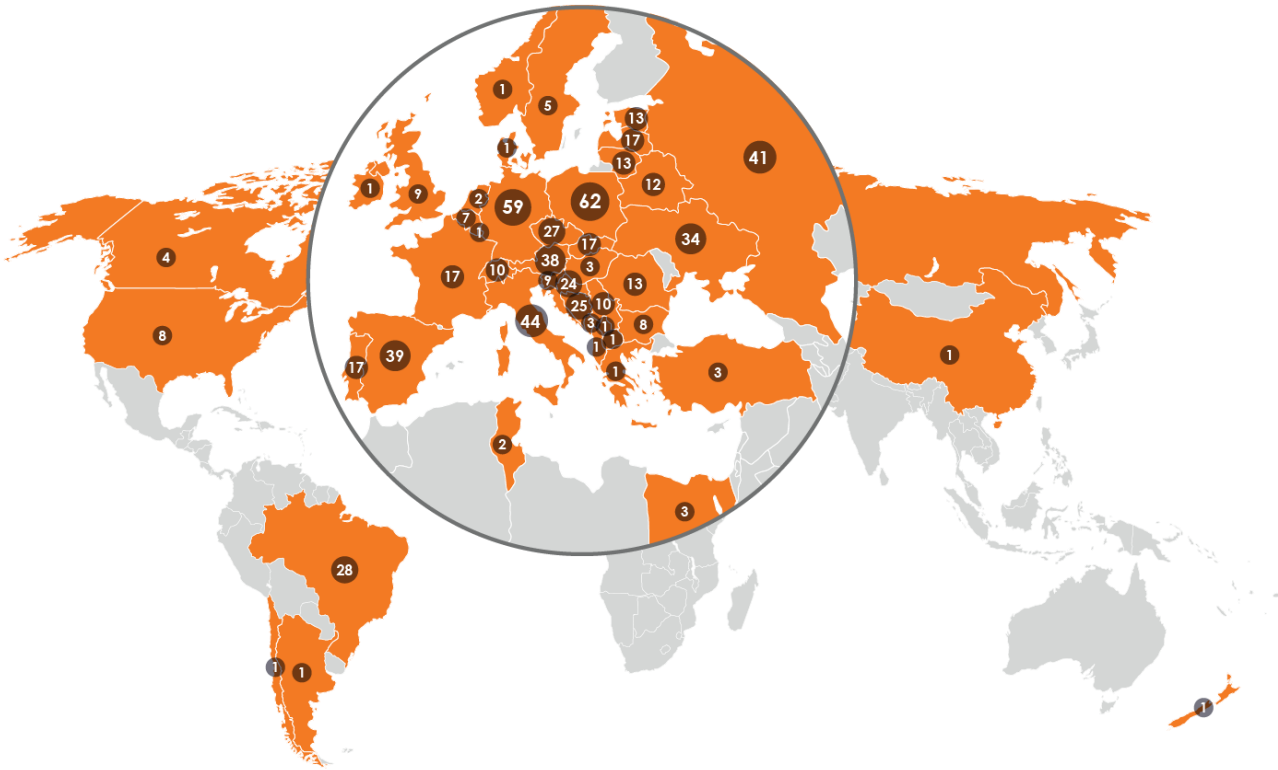
- Requirements based on international standards: ISO-17000 series but even stricter
- Annual control – independent bodies – sampling done by the inspector
- Quality management ensuring compliance all year long
- Procedures for follow-up of complaints about quality or fraud
- The various stakeholders must be trained on ENplus®
- Proper use of the trademark



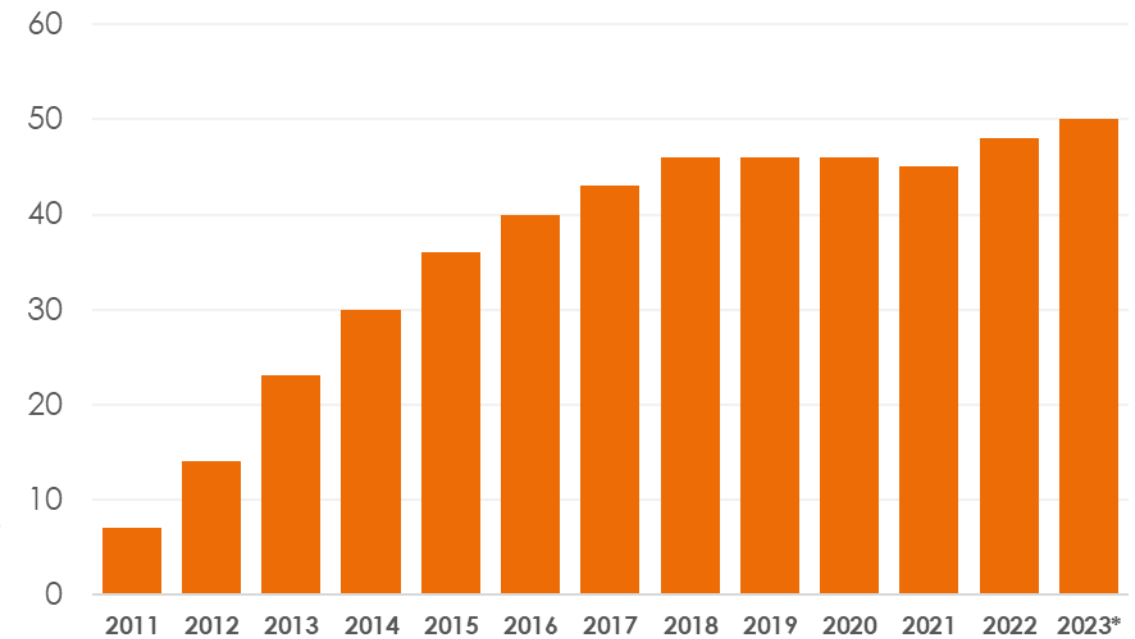


# Worldwide ENplus® certified pellet production plants, 2022

Source: ENplus®



Countries with ENplus® certified producers



\*Estimates

- Over **1200** certified companies
- Present in 50 **countries** on 6 continents
- **Note:** as of 15 April 2022, all ENplus® certified producers, traders, and service providers based in Russia and Belarus are suspended.



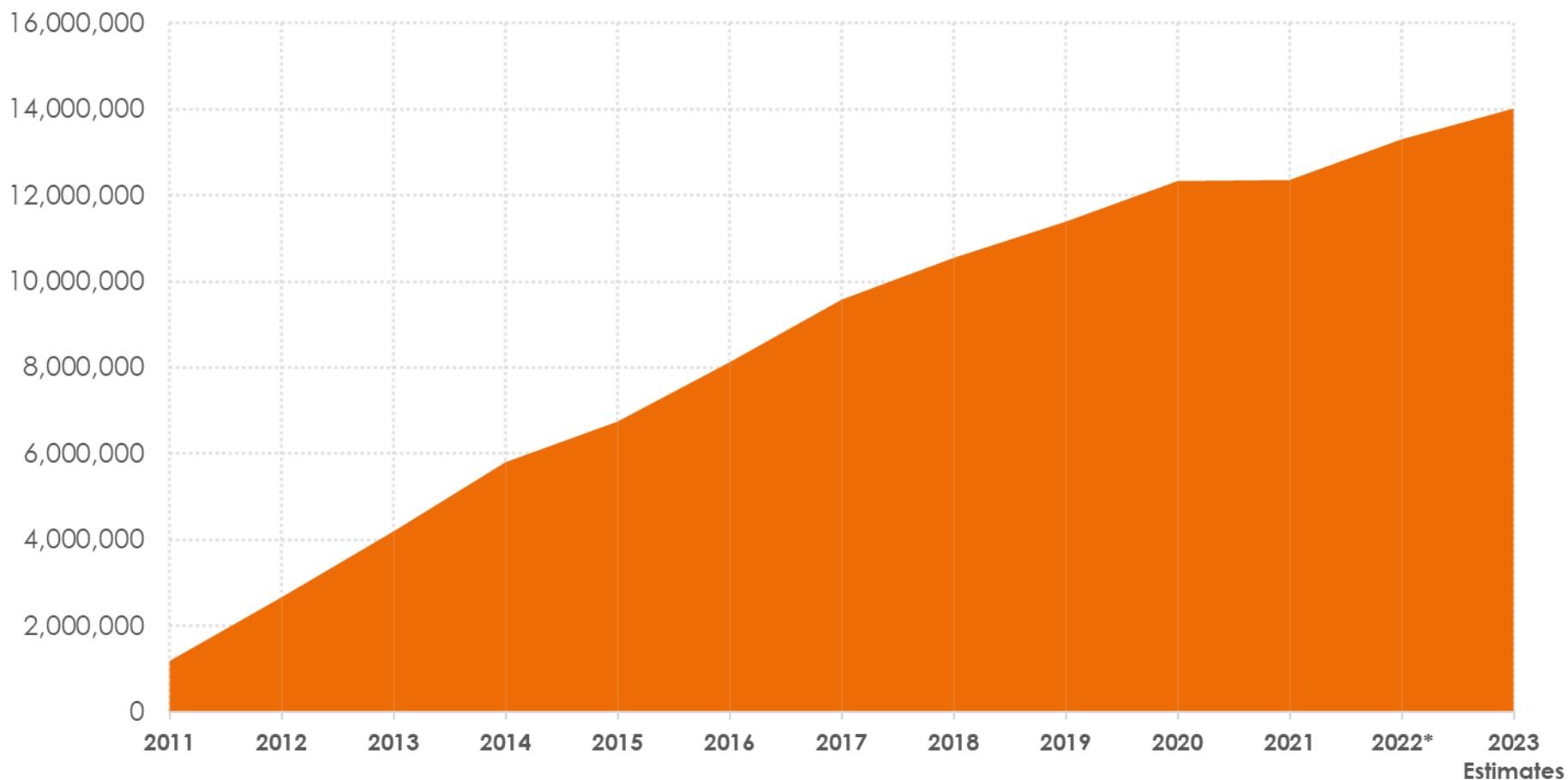


# Worldwide ENplus® certified pellet production

(from 2011 to 2023, tonnes)

Source: ENplus®

➤ Certified production expected to reach 14 million tons in 2023



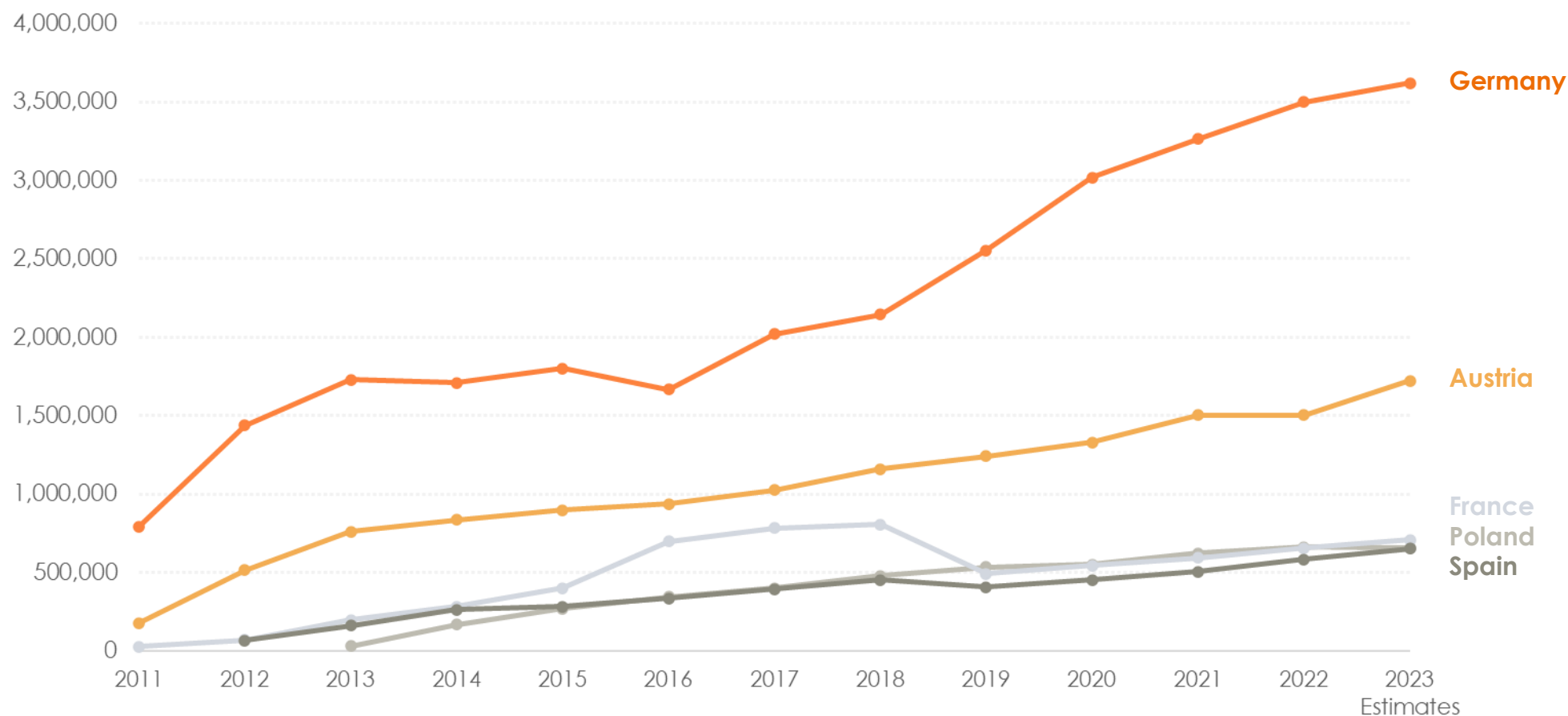
\*Due to the war situation the numbers for Ukraine are estimates.



# Volumes of ENplus® certified pellets produced in the top 5 countries

(from 2011 to 2023, tonnes)

Source: ENplus®



1. ABOUT BIOENERGY EUROPE & THE EUROPEAN PELLET COUNCIL
2. UPDATES ON EUROPEAN PELLET MARKETS
3. UPDATES ON ENPLUS® CERTIFICATION SCHEME
3. CONCLUDING REMARKS

# Concluding remarks

- Many uncertainties, but some supply-side difficulties may still be expected for the pellet sector in the next heating season... afterwards expected improvement due to new production
- **Regaining trust of consumers is one of the major long-term challenges of the pellet sector**
- Residential pellet markets and sales of appliances are influenced more and more by political decisions, either on the EU or national level
- Positive growth of EN*plus*® (despite the loss of the Russian and Belarussian supply) both in Europe and beyond
- “Freeze” in the industrial market segment (power/CHP) but interesting movements in new market segments – Energy Intensive Industries and SAF – at the moment though, still a minor part of pellet consumption



# Thank you for your attention!